



**FOTON**  
福田汽车

2012-E006

2024.6  
2024 6


11000000

福田汽车 日夜陪伴





公司名称：北汽福田汽车股份有限公司地址：北京市昌平区沙河镇沙阳路邮编：102206


公司网址：[www.foton.com.cn](http://www.foton.com.cn) 投资者热线：010-80716459



2024 6







| 1         |     | 3.84        | 24.68        | 0.00        | 281.10       | 1.66        | 45.21        | 173.61        |
|-----------|-----|-------------|--------------|-------------|--------------|-------------|--------------|---------------|
| 2         |     | 8.08        | 9.34         | -0.18       | -11.08       | 8.55        | 55.74        | 450.34        |
| 3         |     | 250.25      | 9.27         | 1.57        | 39.84        | 5.09        | 29.09        | 6,857.62      |
| 4         |     | 25.80       | 5.95         | 0.30        | 21.73        | 3.92        | 22.14        | 571.20        |
| 5         |     | 10.52       | 4.56         | 0.07        | 36.79        | 2.25        | 5.93         | 62.37         |
| 6         |     | 91.12       | 2.46         | 0.15        | 156.65       | 11.83       | 15.10        | 1,375.71      |
| 7         |     | 25.30       | -1.40        | 0.38        | 16.74        | 3.02        | 85.42        | 1,829.26      |
| 8         |     | 13.86       | -1.49        | 0.24        | 14.78        | 0.55        | 115.75       | 1,604.34      |
| 9         |     | 15.84       | -1.68        | 0.05        | 81.98        | 2.59        | 21.84        | 345.95        |
| 10        |     | 13.43       | -2.61        | 0.12        | 28.75        | 1.82        | 99.17        | 1,166.41      |
| 11        |     | 7.83        | -5.25        | 0.04        | 53.46        | 1.47        | 46.24        | 362.05        |
| 12        |     | 7.36        | -5.52        | 0.02        | 74.71        | 1.68        | 7.17         | 52.77         |
| 13        | *ST | 5.73        | -5.76        | -0.02       | -57.83       | -8.90       | 2.86         | 16.39         |
| 14        |     | 3.83        | -6.81        | 0.01        | 185.37       | 4.20        | 9.40         | 35.98         |
| 15        |     | 7.74        | -6.98        | 0.12        | 16.63        | 0.69        | 104.87       | 649.91        |
| 16        |     | 14.32       | -7.13        | 0.23        | 15.35        | 1.12        | 11.75        | 168.24        |
| 17        |     | 8.60        | -7.73        | 0.13        | 15.21        | 1.07        | 18.74        | 125.02        |
| 18        |     | 6.39        | -7.79        | 0.07        | 22.80        | 1.51        | 20.00        | 127.80        |
| <b>19</b> |     | <b>2.25</b> | <b>-8.54</b> | <b>0.03</b> | <b>17.58</b> | <b>1.24</b> | <b>80.04</b> | <b>180.08</b> |
| 20        |     | 3.06        | -11.82       | -0.05       | -14.64       | 2.78        | 16.45        | 50.33         |
| 21        |     | 21.71       | -14.16       | 0.56        | 9.71         | 1.73        | 8.63         | 142.39        |
| 22        | ST  | 2.31        | -21.96       | -0.09       | -6.12        | 0.96        | 6.76         | 15.61         |





2024 6 4

O 124yg0EÑÑg.bPuzq\*6LWk-FñCÈ

Gerrit Marx

Luca Sra

Sylvain Blaise

KD

6+6+N

RDC

2020 12

1996

1999

2016

25

7000

600

3

30

3 15

15

2023

26.7 2024

80

2019

2022

10%

20

22 KD

80

1000

1200

130

13

90

2024

ESG

EPMES

2024

2008

4000

535

ESG

2023

ESG



2024

6

9

2028

2035

2050

EPMES

2023

1.9

Q

v

ESG

ESG

6 26

60

X

|      |     |      |     |    |     |        |
|------|-----|------|-----|----|-----|--------|
|      |     |      | 100 |    | 300 |        |
|      | 110 |      | 40  |    | 70  |        |
|      |     | 2024 |     |    |     |        |
| 2022 |     |      |     |    |     |        |
|      |     | "    |     |    |     |        |
|      |     |      |     |    |     | 2022 8 |
| 15   |     |      |     | 34 |     | 23     |
|      | 938 | 48   |     |    |     |        |

7 1

21

-

-

100

260L\*2

12.4 kg

450

10

80Kw

-30 C

-

30 C-45 C

100







|  |  |  |  |  |
|--|--|--|--|--|
|  |  |  |  |  |
|  |  |  |  |  |
|  |  |  |  |  |

|  |  |  |  |  |
|--|--|--|--|--|
|  |  |  |  |  |
|  |  |  |  |  |
|  |  |  |  |  |
|  |  |  |  |  |







# 沪市动态

2024 6 7

2021 2 2023 9

2024 5 15

# 汽车板块动态

A1

5

2024

6

2024 CVPR

143

2022 6

1.0

2.0

6 18

CIIC

2022

6 27

CEO

+

H

6 13

Hi4-G

PT

9 1

9

40%

20%

FOTA

TCO

TCO 1/3

Hi4-G

H

Hybrid

i intelligent

4

G

TCO

Hi4-G

DHT

8 DHT

TCO

,



|  |  |  |  |  |  |
|--|--|--|--|--|--|
|  |  |  |  |  |  |
|  |  |  |  |  |  |
|  |  |  |  |  |  |
|  |  |  |  |  |  |
|  |  |  |  |  |  |
|  |  |  |  |  |  |

|  |  |  |  |  |  |
|--|--|--|--|--|--|
|  |  |  |  |  |  |
|  |  |  |  |  |  |
|  |  |  |  |  |  |
|  |  |  |  |  |  |
|  |  |  |  |  |  |

|  |  |  |  |  |  |
|--|--|--|--|--|--|
|  |  |  |  |  |  |
|  |  |  |  |  |  |
|  |  |  |  |  |  |
|  |  |  |  |  |  |
|  |  |  |  |  |  |
|  |  |  |  |  |  |
|  |  |  |  |  |  |
|  |  |  |  |  |  |
|  |  |  |  |  |  |

|  |  |  |  |  |  |
|--|--|--|--|--|--|
|  |  |  |  |  |  |
|  |  |  |  |  |  |
|  |  |  |  |  |  |
|  |  |  |  |  |  |
|  |  |  |  |  |  |
|  |  |  |  |  |  |

|  |  |  |  |  |  |
|--|--|--|--|--|--|
|  |  |  |  |  |  |
|  |  |  |  |  |  |
|  |  |  |  |  |  |
|  |  |  |  |  |  |
|  |  |  |  |  |  |
|  |  |  |  |  |  |
|  |  |  |  |  |  |
|  |  |  |  |  |  |
|  |  |  |  |  |  |

|  |  |  |  |  |  |
|--|--|--|--|--|--|
|  |  |  |  |  |  |
|  |  |  |  |  |  |
|  |  |  |  |  |  |







2024 5 16

2024 1 17

2024 1 31

4,000

123,960.00

2024

2 26

4,000

134,760.00

1.4

1

4.6.7

14.2.2

2024 6

2022

3.59

1.85%

2022

2024

6

27

2.1.2

4.3.1

4.3.5

4.4.2

13.2.2