

2014.4.30
2014 4




P3

P6 /

P25 2014 3

P26 2014 3



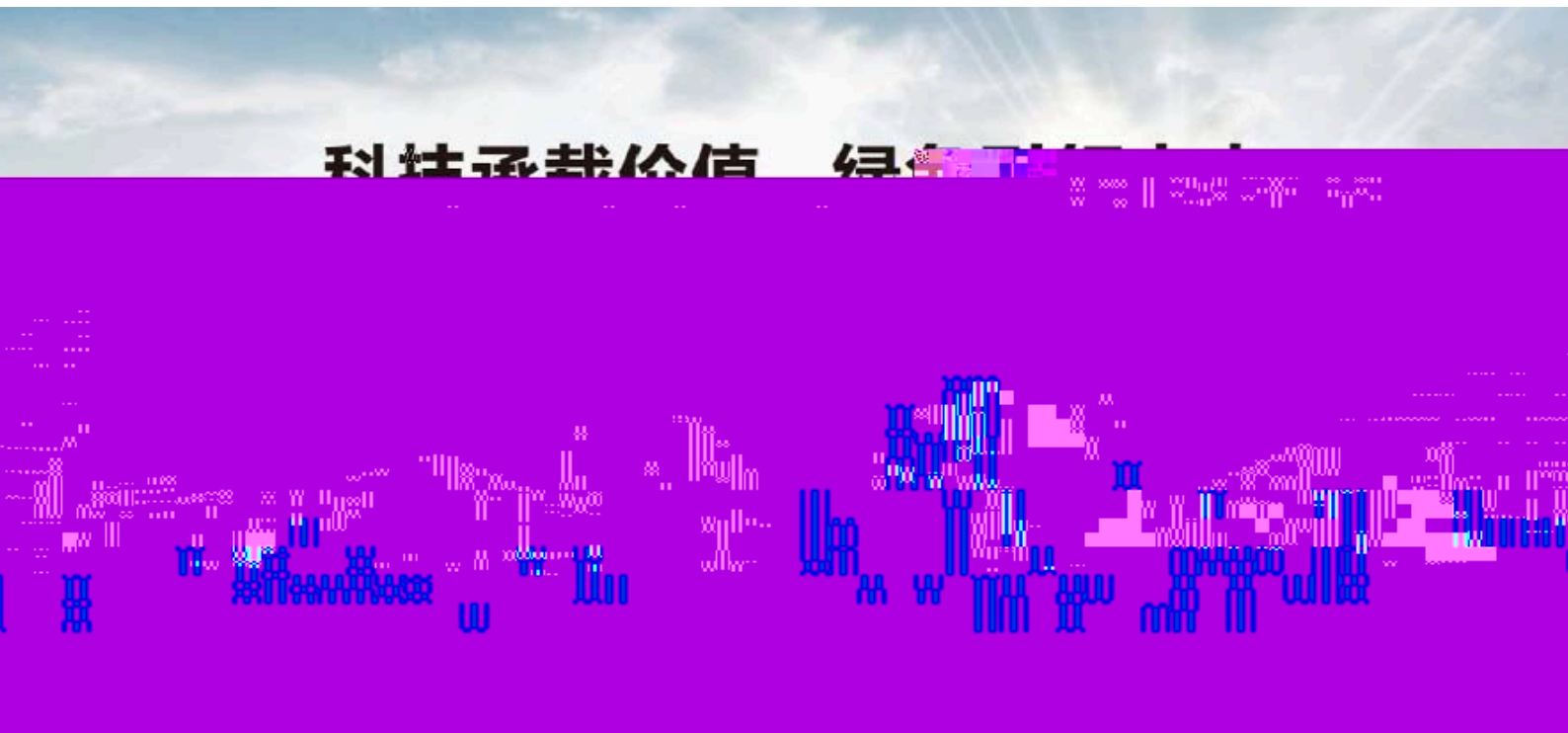




GTL



18






中国重汽 360che.com



2014 3

		15,748	15,013	32,384	27,437	18.03%	15,039	13,312	35,250	28,855	22.16%
		57,526	64,342	127,720	136,491	-6.43%	56,476	52,875	128,910	127,172	1.37%
		3,357	2,879	8,516	6,860	24.14%	3,283	2,931	8,378	6,823	22.79%
		706	280	1,682	716	134.92%	741	260	1,769	758	133.38%
		826	881	2,046	1,583	29.25%	723	904	2,024	1,644	23.11%
		78,163	83,395	172,348	173,087	-0.43%	76,262	70,282	176,331	165,252	6.70%
		10,309	8,806	23,171	21,068	9.98%	10,002				



IPO

A 6

IPO

A

ST

2000

18

A 6

1.4

2.5

A

A

5

17

582.98

A

2000

IPO

6

2000.14

4

2.68%

6

2003.49

1.62%

7240.46

"

IPO

A

"

4

18

28

6

5

4.49% 2516

1.36

4

18 A

5369.35

6

2.5

22 IPO

I P O

28 19

22 I P O

7

6 9

122

144

1974.38

1849

I P O

2000

2000

1 21 3

12

2000

2000

3

A

A





2014

100%

100%

2014

6

3.5

2014

6853

1.2

6651

3-5

100%

" "

282

14-15

20

10

30

50%

2018

2013 2018

160

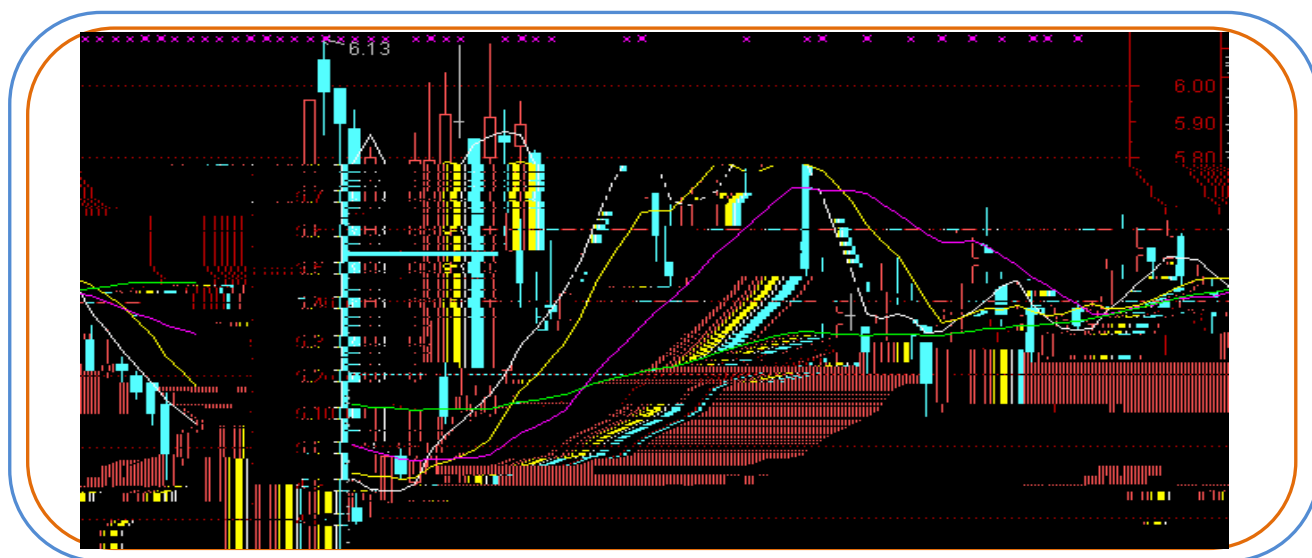
3C

PM2.5

7

8

100



1 31

2 28

3 31

4 30

		%				%

		%				%

		%				%

					%

