



2012-E006

2024.2
2024 2

11000000


辆

伙伴




公司名称：北汽福田汽车股份有限公司地址：北京市昌平区沙河镇沙阳路邮编：102206

公司网址：www.foton.com.cn 投资者热线：010-80716459



2024 2





| 1 | | 91.93 | 61.82 | -1.53 | -45.38 | 14.97 | 15.10 | 1,387.94 |
|----------|--|-------------|--------------|-------------|--------------|-------------|--------------|---------------|
| 2 | | 5.95 | 35.54 | -0.67 | -7.65 | 3.93 | 55.74 | 331.62 |
| 3 | | 15.48 | 27.09 | 0.08 | 137.86 | 2.56 | 21.84 | 338.08 |
| 4 | | 26.40 | 26.01 | 1.17 | 16.93 | 2.30 | 8.63 | 164.61 |
| 5 | | 18.67 | 23.23 | 0.47 | 29.51 | 3.11 | 22.14 | 413.34 |
| 6 | | 17.19 | 23.05 | 0.56 | 23.11 | 1.41 | 11.75 | 201.96 |
| 7 | | 2.85 | 17.28 | 0.10 | 21.69 | 1.62 | 80.04 | 228.11 |
| 8 | | 8.44 | 16.41 | 0.12 | 50.92 | 1.83 | 5.93 | 50.04 |
| 9 | | 14.90 | 16.41 | 1.01 | 11.21 | 2.10 | 99.17 | 1,295.80 |
| 10 | | 23.40 | 14.54 | 0.59 | 30.02 | 3.06 | 85.44 | 1,643.10 |
| 11 | | 9.60 | 12.68 | 1.13 | 6.38 | 1.32 | 20.18 | 175.07 |
| 12 | | 3.29 | 12.29 | 0.01 | 182.29 | 1.46 | 45.64 | 150.15 |
| 13 | | 6.07 | 11.99 | 0.02 | 244.07 | 1.49 | 20.00 | 121.40 |
| 14 | | 191.20 | 11.99 | 7.35 | 19.54 | 4.29 | 29.11 | 5,392.90 |
| 15 | | 8.76 | 11.59 | 0.09 | 73.87 | 1.68 | 46.37 | 406.20 |
| 16 | | 14.96 | 9.44 | 0.99 | 11.39 | 0.61 | 115.75 | 1,731.66 |
| 17 | | 4.18 | 9.14 | -0.09 | -34.49 | 3.53 | 16.45 | 68.754 15 |



1800

5.9MW

120

536

1

1800

521

1

5.9MW

1761

5352

536

161

2973

2023

5.9MW

PLC

40

2023

10

2024

2

7

2024

-

-

-

V+R

2025

400

12

8

6

2024

2

BSD

BC5

C380

/

U

360

6

400

2023

2024

2023-2024

200

| | | | | | |
|---|------|--------|------|------|-----|
| 2 | 25 | 600166 | 2023 | | |
| | 2024 | | 70 | 75 | |
| | | 2024 | 8 | 4 | |
| | | | 2024 | 16.5 | 5 |
| | | 2024 | 15 | | |
| / | | V | Q | | VAN |

28

28

28

28

28

3 31

9.9

1000~3000

EST

16

1

2-3 0

2

10 0

2 16 0

7000

1500

4000

3000

5000

8 0

Q

7 0

M2

8 0

4500

2 15

3 31

6

7

2750

500

e

e App

e

2 3

2 28

28



| | |
|--|--|
| | |
| | |
| | |
| | |
| | |




2024 1

| | | | | | | | | | | | | |
|--|--|--|-------|-------|-------|-------|----------|-------|-------|-------|-------|---------|
| | | | | | | | | | | | | |
| | | | 8827 | 7911 | 8827 | 7911 | 11.58% | 9538 | 7219 | 9538 | 7219 | 32.12% |
| | | | 5580 | 4939 | 5580 | 4939 | 12.98% | 5473 | 4309 | 5473 | 4309 | 27.01% |
| | | | 39127 | 19671 | 39127 | 19671 | 98.91% | 42040 | 18910 | 42040 | 18910 | 122.32% |
| | | | 250 | 574 | 250 | 574 | -56.45% | 234 | 265 | 234 | 265 | -11.70% |
| | | | 185 | 3 | 185 | 3 | 6066.67% | 221 | 35 | 221 | 35 | 531.43% |
| | | | 3487 | 2996 | 3487 | 2996 | 16.39% | 4016 | 2394 | 4016 | 2394 | 67.75% |
| | | | 227 | 445 | 227 | 445 | -48.99% | 201 | 518 | 201 | 518 | -61.20% |
| | | | 52103 | 31600 | 52103 | 31600 | 64.88% | 56250 | 29341 | 56250 | 29341 | 91.71% |
| | | | 3092 | 1350 | 3092 | 1350 | 129.04% | 3397 | 898 | 3397 | 898 | 278.29% |
| | | | 16894 | 12233 | 16894 | 12233 | 38.10% | 17108 | 11624 | 17108 | 11624 | 47.18% |
| | | | 8878 | 2729 | 8878 | 2729 | 225.32% | 9007 | 3820 | 9007 | 3820 | 135.79% |
| | | | 25772 | 14962 | 25772 | 14962 | 72.25% | 26115 | 15444 | 26115 | 15444 | 69.09% |

沪市动态

14

2022-2025



6 58

20

2 19

9:30:00 9:31:00

11.95

7.2

7.8

2024 2 20

2024 2 22



2 2

135

37.55

34.43

45GWh

3

200

60

2022

9

2023

5

22

100

2023

7

24

PACK

2023

12 29

2024

2

17

156

157

16.7%

17.6%

2023

37

29.5%

6

15

8.5

135%

23%

6

1

4.03

82.9%

H5

1.48

4

HS5

1.12

2

EH7

EHS7 SUV

EH7

111kWh

760

820

EHS7

202kW

253kW

2025

17

15

2024

1

26

Q6 e-tron

+

2

20

45%

5.04

1.17

55%

45%

6

14.5

50%

55%

50%

45%

2024

2

18

2022

2023 6

8.5

4.94

4.98

3.56

3.53

80V

60S

B

7

9

C

2023

3.8

29.9

13%

76

2023

Vision80

2021 2031 8
30 10%
2031

For the Drivers



| | | | | | |
|--|--------|--------|--------|--------|---------|
| | | | | | |
| | 243378 | 123533 | 243378 | 123533 | 97.01% |
| | 103988 | 61519 | 103988 | 61519 | 69.03% |
| | 229303 | 140525 | 229303 | 140525 | 63.18% |
| | 203010 | 152009 | 203010 | 152009 | 33.55% |
| | 52103 | 31600 | 52103 | 31600 | 64.88% |
| | 20899 | 12230 | 20899 | 12230 | 70.88% |
| | 39247 | 25836 | 39247 | 25836 | 51.91% |
| | 31262 | 10056 | 31262 | 10056 | 210.88% |
| | 15077 | 5468 | 15077 | 5468 | 175.73% |
| | 686 | 1899 | 686 | 1899 | -63.88% |
| | 2797 | 1261 | 2797 | 1261 | 121.81% |

| | | | | | |
|--|--------|--------|--------|--------|--------|
| | | | | | |
| | 244916 | 238023 | 244916 | 238023 | 2.90% |
| | 280367 | 171805 | 280367 | 171805 | 63.19% |

| | 41144 | 66999 | 41144 | 31.20% | 66999 | -38.50% |
|--|--------------|-------|--------|--------|-------|---------|
| | 100725 | 56203 | 100725 | 49.62% | 56203 | 79.22% |
| | 76979 | 54499 | 76979 | 33.57% | 54499 | 41.25% |
| | 6001 4729 | 3676 | 6001 | 5.77% | | 63.25% |



2023 12 13

2023 12 14

2023 12 29

2023 12 14

2023 12 28

2024 1 3

2.1.1 2.1.6 4.3.7

1 3.5.11

2.1.2 4.3.1 4.3.5 4.4.2

13.2.2

2024 2 25

24,019,215

8.3822%

2023

10 18 11

7

3,008,800

1.05%

90

1%

5%

90

1%

1.4

2.1.1

3.4.1

13.2.2



2023 8 14

10

3000P

9000P

8 15

6.02%

8 20

2023 8 18 19

2023

10000P

8 21

2.76%

10%

6.79%

8

23

8 24

8 29

8.5

8 29

8 30

8 31

7.67%

8 14

8 20

8 24

8 29

2023 9 22

55

9 22

9 25

2023 10 12

2023

9 22

2023 9 28

AI

PACK

55

308.30%

2023 12 7 12

26

12 6 12 25

10 12

2.1.1

2.1.6

2.1.7

2.1.8

2.3.5

2.1.2

4.3.1

4.3.5

4.4.2

13.2.3