

董办简报

2014.6.20
2014 6





P3

P7 /

P15 2014 5

P16

P17

P18 2014 5


P20

2014 6
2006

zhangzhenhao@foton.com.cn

limin3@foton.com.cn

010-80708602





LNG

ISG

GTL

GTL

6 7

LNG

ISG

GIL



LNG

2013 12

PM2.5

2008

2010 6

ISF

2013

ISF

10

ISG

4 5

6

“ ”



GTL

2014 2

ISG

ISG

GIL

LNG

ISG

1500

15

1200

12

11

6

ISG

200-400

i Brake

3 4

5000

10000

GIL

“

”

GIL

/ /

2014

6 13

2014

40



19

2

28

29

/

/

2013

67

4

84

58

2013

/

/

“

”

“ 2020

”



“ ”

“ ”

20%

5%

35%

100

60

6000



“ 09 ”

” “ 09 ”

“

2009

AAA

AA

2013

1

2013

2014 5 28

109

2

	11
	1,305,555,848
%	46.466

2013

2013

2013

2014

2014

2014

1 [2014] 119

“ ” “

” 7, 118

2 2014 4 26

323 74

6 3 -6 10

6

,

40

1		11. 12	11. 00
2		20 77	14 00
3		3 00	3 00
4		12 00	12 00
		46 89	40 00

150

150

		BJ6438EV3	150
			150

PM 5

6 9 -6 17

/

10

5 5

2014

6 9 -6 17

2014

6 12

2014 7 3

11 30

2014 7 3

~~9 30 11: 30~~

~~13 00 15 00~~

2014 6 25

2014 6 26

109

1 2014 6 25 15 00

2

3

2014

6 10 -6 20

2014

2014 7 9

11 30

2014 7 9

~~9 30 11: 30~~

~~13 00 15 00~~

2014 7 1

2014 7 2

109

2014

1 2014 7 1 15 00

2

3

71

71

		BJ6105PEVCA 7	31
		BJ6123PEVCA 7	40
			71

PN 5

手机之家 hts.360hw.com





2014 5

						%					%
		12,479	12,114	60,978	52,885	15.30%	11,808	12,144	60,976	54,473	11.94%
		33,245	40,350	207,767	226,395	-8.23%	30,671	40,493	205,247	215,071	-4.57%



A	2000					
A		19	4	"	"	"
"						
	(T)		(T-2)	20		T-
2	20					
			T-1		T	
		19				
			2066.70		0.92%	7331.37
	1.15%		1.30%	1377.43		
17		T-1				
		4	18			
	6 16			8	IPO	
			499			
	T-2	20				



3 31


4 30

5 31

6 20

K

6 20



2004

2010

16

7100

77%

5500

20

"

"

2000 /

10

:



3 31

4 30

5 31

6 20

K

6 20



2014 5

2014 5	983.81	8.97%
176.80	0.08%	47.79
2014 5	29.01	2.14%
6.10	15.30%	3.75%

2014 5

说明：数据来源为中国汽车工业协会上市公司委员会网站。

1

50:50

					%
	102,233	75,050	533,201	450,702	18.30%
	51,837	61,472	298,871	310,917	-3.87%
	50,187	56,376	290,085	296,435	-2.14%
	31,131	44,057	212,221	235,011	-9.70%
	30,585	41,527	156,841	228,769	-31.44%
	21,342	17,057	113,926	94,208	20.93%
	20,360	25,818	108,517	114,808	-5.48%
	14,697	13,366	71,848	70,091	2.51%
	8,731	8,764	38,065	32,154	18.38%
	4,414	10,233	33,846	64,381	-47.43%
	4,040	4,910	18,596	19,318	-3.74%

2

50:50

					%
	454,925	403,839	2,439,048	2,157,659	13.04%
	217,418	161,872	1,104,942	879,011	25.70%
	92,194	72,418	407,305	341,890	19.13%
	51,837	61,472	298,871	310,917	-3.87%
	50,187	56,376	290,085	296,435	-2.14%
	31,131	44,057	212,221	235,011	-9.70%
	30,585	41,527	156,841	228,769	-31.44%
	21,342	17,057	113,926	94,208	20.93%
	20,360	25,818	108,517	114,808	-5.48%
	14,697	13,366	71,848	70,091	2.51%
	8,731	8,764	38,065	32,154	18.38%
	4,414	10,233	33,846	64,381	-47.43%
	4,040	4,910	18,596	19,318	-3.74%
	1,001,861	921,709	5,294,111	4,844,652	9.28%

3

1

		%				%
	12,479	24.87%	12,114	60,978	52,885	15.30%
	8,731	100.00%	8,764	38,065	32,154	18.38%
	3,879	12.46%	3,715	18,942	14,357	31.94%
	4	—	0	4	298	—

2

		%				%
	33,245	66.24%	40,350	207,767	226,395	-8.23%
	11,522	37.01%	21,366	101,596	108,950	-6.75%
	11,505	56.51%	14,872	60,236	66,480	-9.39%
	6,725	6.58%	4,732	32,098	25,569	25.53%

3

		%				%
	4,040	100.00%	4,910	18,596	19,318	-3.74%
	602	1.20%	325	2,990	1,388	115.42%
	85	0.08%	187	711	703	1.14%

4

					%
	19,343	17,334	93,584	79,316	17.99%
	17,435	16,466	84,733	75,902	11.63%
	15,776	19,513	103,074	119,119	-13.47%
	14,697	13,366	71,848	70,091	2.51%
	9,026	13,862	43,399	61,797	-29.77%





2006

2 ---

2012

3 ---

13 ---

2013

15 ---

2013


16 ---


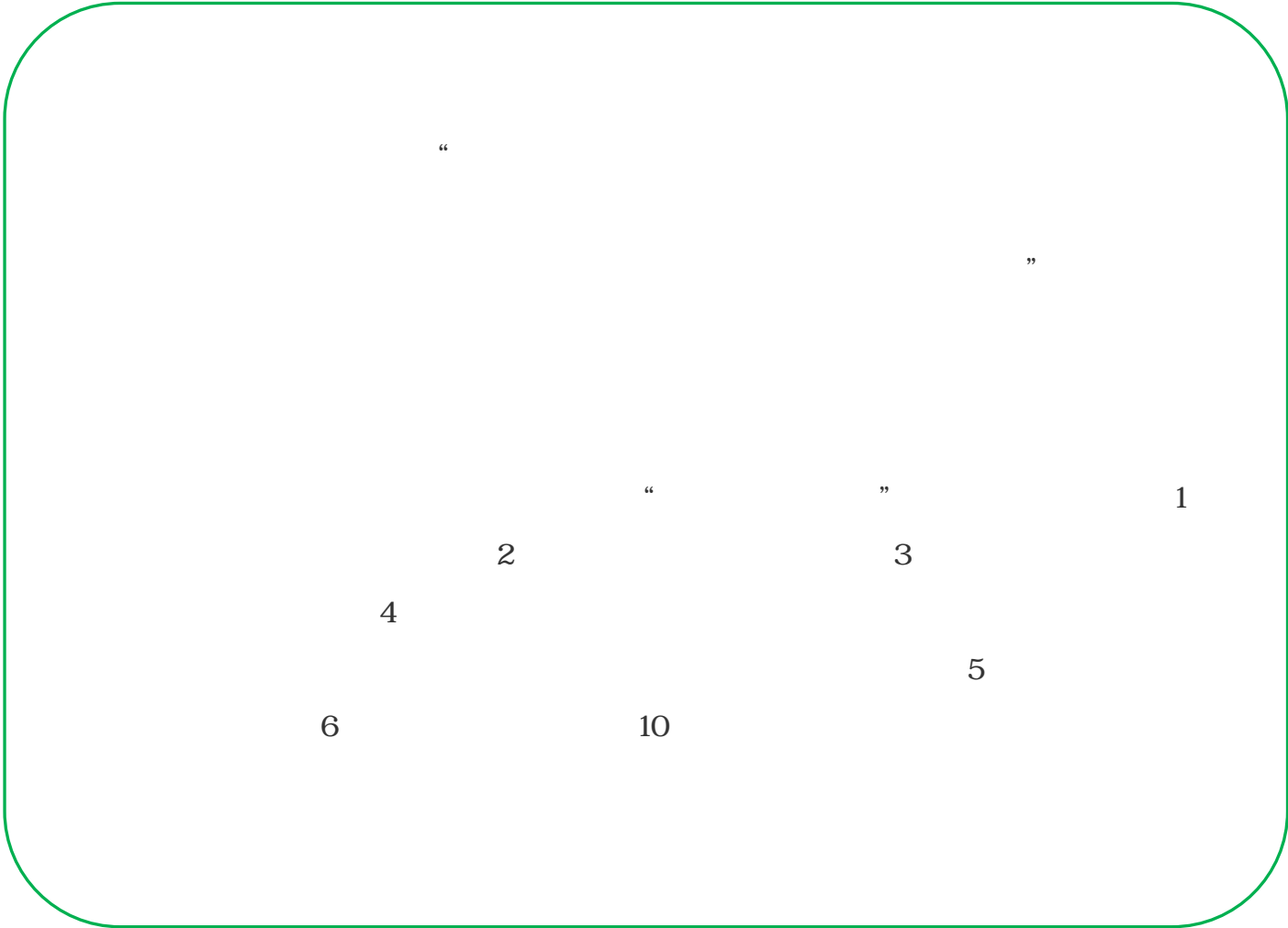
17 ---

26 ---

"

"





2013 11

3 —

2006

http://www.csrc.gov.cn/pub/newsite/zjhxwfb/xwld/201406/t20140607_255630.html